



Ramsey County Sheriff's Office

Bob Fletcher, Sheriff

Public Safety Services – Patrol Services 2021 Calls for Service Summary Report – Contract Communities

January 2022



RCSO Patrol Unit 2021 Calls for Service Summary Report

Calls for Service information

About the Sheriff's Office

The Ramsey County Sheriff's Office is Minnesota's first law enforcement agency, established in 1849 when Minnesota was only a territory.

The Sheriff's Office

- Has more than 450 employees, including full-time, part-time, and temporary employees, plus over 200 volunteer members.
- Has an annual operating budget of approximately \$57 million.
- Provides wide-ranging law enforcement and public safety services to an urban community of more than 550,000 residents in a metropolitan area of 3.2 million people.
- Serves as a regional partner, providing services to city, county, state, and federal agencies.

Public Safety Services

The Public Safety Services Division maintains a high level of visibility throughout the county. With squad cars responding to calls for service 24 hours a day, boats on the waterways, ATVs patrolling county parks and trails, and volunteers assisting at community events, the Public Safety Services Division is responsible for providing patrol, investigative, waterway, and community services.

Patrol Services

Municipal police departments regularly patrol their own cities. The Sheriff's Office provides similar law enforcement services to seven communities in the county – Arden Hills, Falcon Heights, Little Canada, North Oaks, Shoreview, Vadnais Heights, and White Bear Township – under contract.

Patrol Services responds to calls for service 24 hours a day, such as medicals, alarms, vehicle crashes, motorist assists, and domestic disputes as well as reports of property offenses and fraud. This unit assists citizens and other law enforcement agencies.

While engaging in community policing practices, Patrol Services actively patrols each contract city to prevent and deter crime, as well as enforce city and county ordinances, and state and federal laws. Initial reports of felony-level offenses are taken by Patrol Services and then forwarded to the Criminal Investigations Unit for further investigation.

State statutes also require an expanded Sheriff's Office role, providing jurisdiction and authority throughout the county. As a result, the Ramsey County Sheriff's Office collaborates with and supports local law enforcement agencies in a variety of ways, programs, and activities.

This report provides a summary review of the 2020 activities of the Patrol Services Unit, using 'call for service' data as generated by the Ramsey County Emergency Communications Center Dispatch and the Sheriff's Office Record Management System.



RCSO Patrol Unit 2021 Calls for Service Summary Report

Calls for Service information

Calls for Service (CFS) are issues responded to by deputies that are initiated by citizens via 9-1-1 or deputy initiation while on patrol duties. CFS are not 'crimes' until so determined after investigation of the incident. In 2020 the Patrol Unit recorded 30,470 calls in the seven communities served.

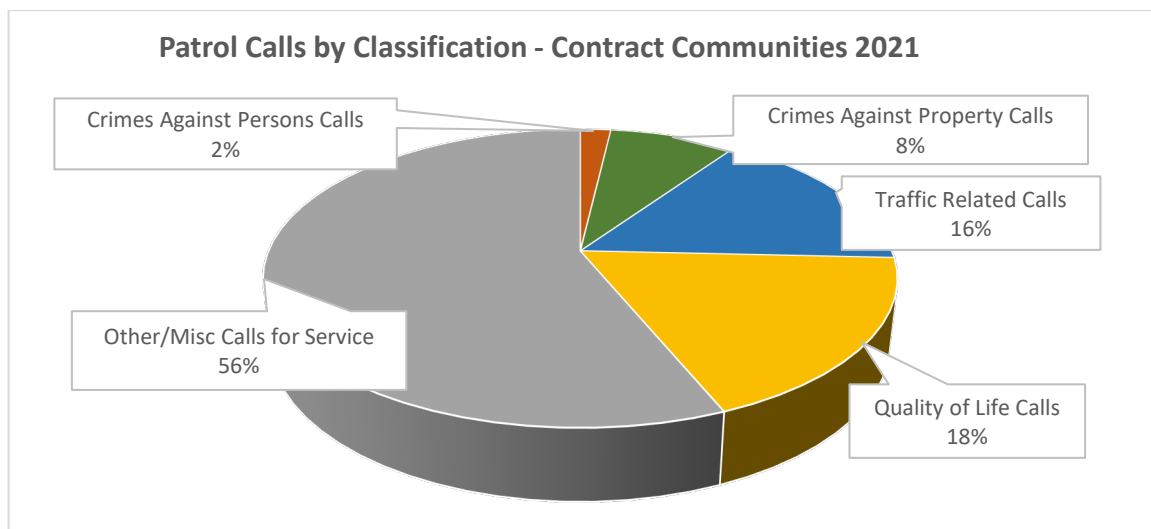
Calls for Service have five descriptive classifications.

- **Crimes Against Persons Calls** involve bodily harm, the threat of bodily harm, or other actions committed against the will of an individual.
- **Crimes Against Property Calls** involve when property belonging to another is taken without that person's consent.
- **Traffic Related Calls** are those that involve the operation of motor vehicles.
- **Quality of Life Calls** involve situations and acts of physical disorder, damage to property or disruption of community life.
- **Other/Miscellaneous Calls** are those requests that don't meet the other four descriptions. Such as assisting on medical calls, fire agencies, and alarm calls.

This chart lists total calls per classification over the past five years:

Call Classification - Contract Communities	2017	2018	2019	2020	2021
Crimes Against Persons Calls	577	565	594	562	581
Crimes Against Property Calls	2,292	1,989	2,012	2,606	2,439
Traffic Related Calls	8,718	9,442	9,051	4,720	5,060
Quality of Life Calls	6,194	6,268	6,103	6,357	5,660
Other/Misc Calls for Service	15,897	17,119	17,660	16,225	17,656
Total Calls	33,678	35,383	35,420	30,470	31,396

During 2021 the distribution of calls by classification was as follows:





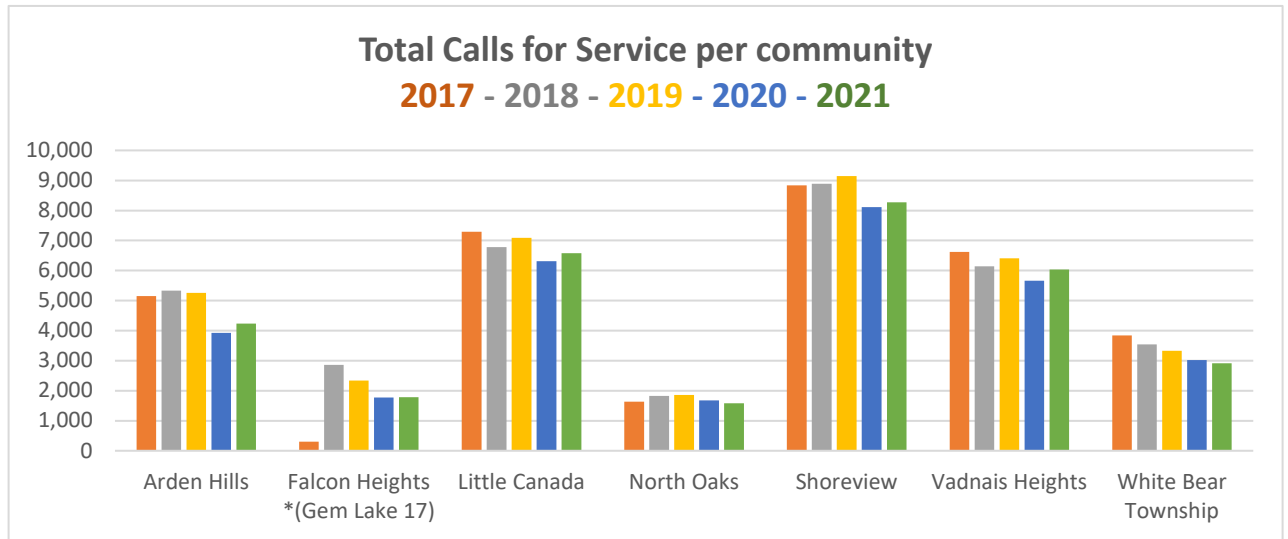
RCSO Patrol Unit 2021 Calls for Service Summary Report

Calls for Service information

Total CFS by community served, past five year data included:

Total Calls for Service - Contract Cities	2017	2018	2019	2020	2021	Diff 20-21	% Change
Arden Hills	5,152	5,331	5,253	3,924	4,232	308	7.28%
Falcon Heights *(Gem Lake 17)	307	2,863	2,340	1,775	1,789	14	0.78%
Little Canada	7,289	6,776	7,086	6,314	6,577	263	4.00%
North Oaks	1,636	1,831	1,856	1,673	1,585	-88	-5.55%
Shoreview	8,839	8,895	9,150	8,110	8,268	158	1.91%
Vadnais Heights	6,618	6,141	6,408	5,659	6,036	377	6.25%
White Bear Township	3,837	3,546	3,327	3,015	2,909	-106	-3.64%
Total Calls Contract Cities	33,678	35,383	35,420	30,470	31,396	926	2.95%
% change	4.28%	4.82%	0.10%	-16.25%	2.95%		

CFS numbers as represented by a bar graph:



The Sheriff's Office tracks over one hundred CFS descriptions that help define the work of deputies and other professional staff serving across the agency's six divisions. A chart containing the seventy-four descriptions that Patrol Deputies encounter on a regular basis with the number of calls encountered in each community served appears in the pages at the end of this report.

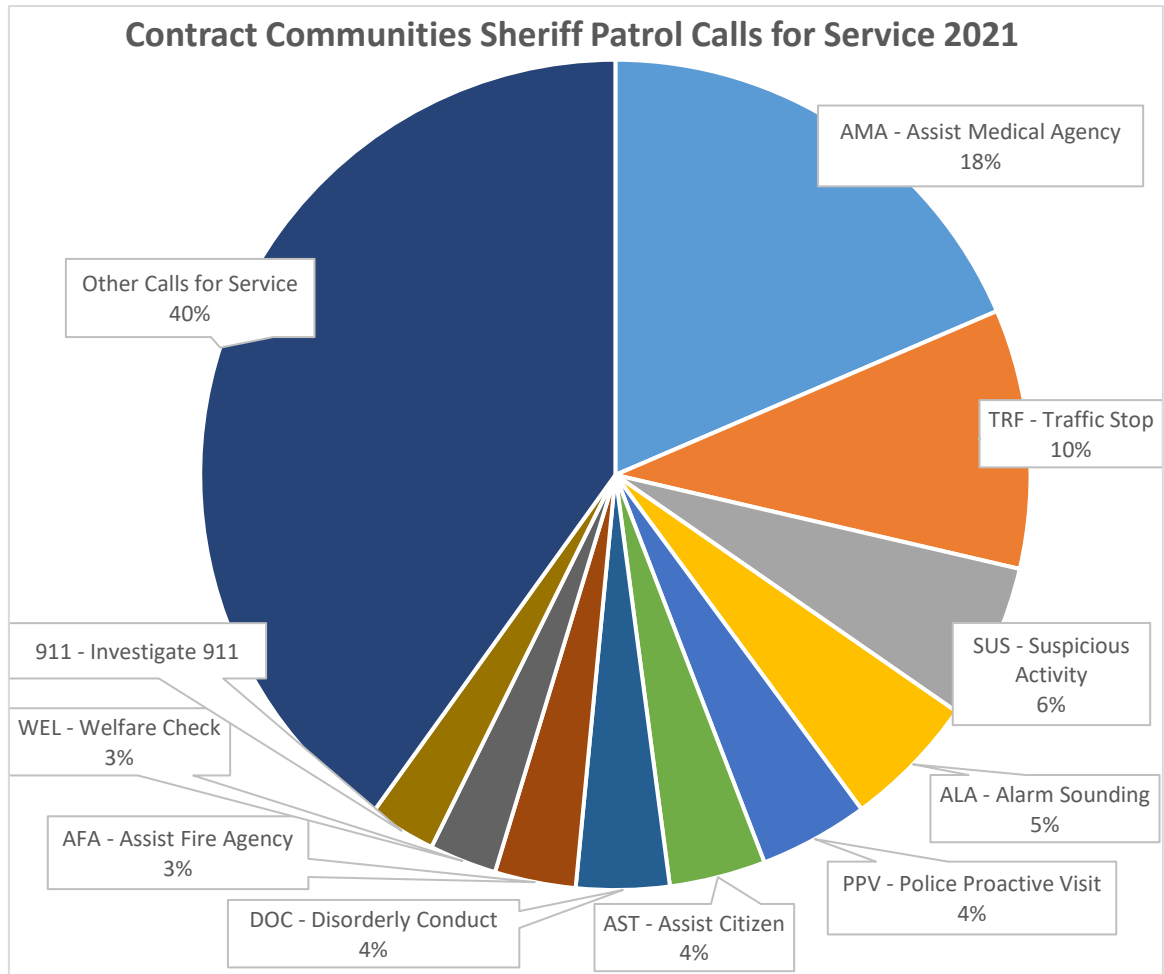


RCSO Patrol Unit 2021 Calls for Service Summary Report

Calls for Service information

Deputies do encounter some situations more often than others. Here are the Top Ten Calls in the combined seven contract communities:

Top 10 Calls for Service		2017	2018	2019	2020	2021	% of Total
1	AMA - Assist Medical Agency	4,437	4,998	5,204	5,284	5,822	18.54%
2	TRF - Traffic Stop	6,581	7,107	6,664	2,996	3,169	10.09%
3	SUS - Suspicious Activity	1,842	1,674	1,787	2,056	1,890	6.02%
4	ALA - Alarm Sounding	1,770	1,906	1,977	1,565	1,646	5.24%
5	PPV - Police Proactive Visit	969	891	794	1,037	1,336	4.26%
6	AST - Assist Citizen	1,192	1,449	1,332	1,134	1,176	3.75%
7	DOC - Disorderly Conduct	882	1,044	1,065	1,165	1,139	3.63%
8	AFA - Assist Fire Agency	828	927	1,118	996	991	3.16%
9	WEL - Welfare Check	808	832	911	780	823	2.62%
10	911 - Investigate 911 Hangup	454	663	738	768	819	2.61%
Other Calls for Service		13,915	13,892	13,830	12,689	12,585	40.08%
Total Calls for Service		33,678	35,383	35,420	30,470	31,396	





RCSO Patrol Unit 2021 Calls for Service Summary Report

Calls for Service information

Chart of Calls for Service by call type/description during the years 2017 to 2021 (top ten)

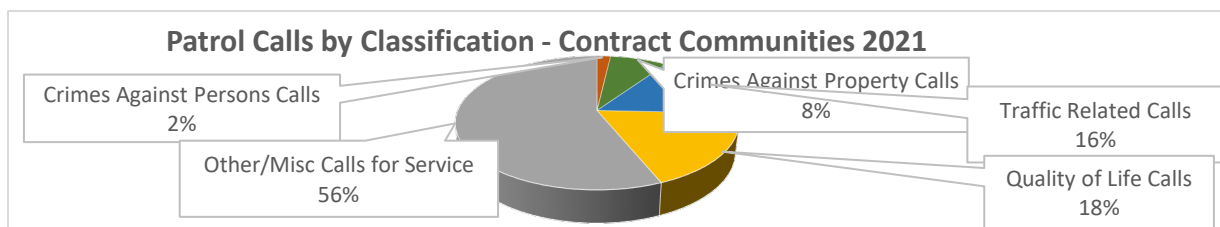
Code	Call Description	2017	2018	2019	2020	2021
Crimes Against Persons Calls						
ASS	ASS - Assault	126	109	126	109	110
CAB	CAB - Child Abuse	29	20	25	17	6
CSC	CSC - Criminal Sexual Conduct	64	72	66	53	64
DOM	DOM - Domestic Assault	230	234	235	232	231
MUR	MUR - Murder / Homicide	0	0	2	1	0
ROB	ROB - Robbery	10	16	21	25	16
VOP	VOP - Prot Order Violation	118	114	119	125	154
Crimes Against Property Calls						
ARS	ARS - Arson	1	2	4	5	3
BRG	BRG - Burglary	259	182	177	226	165
FRD	FRD - Fraud or Forgery	567	520	517	587	538
MVT	MVT - Motor Vehicle Theft	182	147	187	281	208
SHP	SHP - Shoplifter	107	54	47	22	101
THA	THA - Theft from Auto	432	399	442	766	747
THF	THF - Theft	744	685	638	719	677
Traffic Related Calls						
ABV	ABV - Abandoned Vehicle	65	80	120	118	121
AHR	AHR - Accident Hit and Run	207	222	230	194	173
APD	APD - Accident Property Damage	860	937	945	541	624
AWI	AWI - Accident with Injuries	174	165	199	151	173
DGC	DGC - Dangerous Condition	612	695	697	574	628
DKD	DKD - Drunk Driver	217	232	195	144	166
HRI	HRI - Hit & Run Acc w/Injuries	2	4	1	2	6
TRF	TRF - Traffic Stop	6,581	7,107	6,664	2,996	3,169
Quality of Life Calls						
CDP	Criminal Damage to Property	338	274	276	389	380
DIS	DIS - Dispute Disagreement	446	426	416	396	402
DKP	DKP - Drunk Person	133	111	102	71	46
DOC	DOC - Disorderly Conduct	882	1,044	1,065	1,165	1,139
DSB	DSB - Disturbance Noise Complaint	414	501	508	503	505
FGT	FGT - Fight	39	46	53	37	18
FWK	FWK - Fireworks	81	61	70	118	91
GRF	GRF - Graffiti	7	8	9	13	17
HRS	HRS - Harrasment Report	321	326	302	385	366
NAR	NAR - Narcotics	192	223	207	150	115
PLR	PLR - Prowler	1	2	3	3	6



RCSO Patrol Unit 2021 Calls for Service Summary Report

Calls for Service information

PRK	PRK - Parking Complaint	1,479	1,545	1,278	1,050	650
SOL	SOL - Solicitor	19	27	27	21	35
SUS	SUS - Suspicious Activity	1,842	1,674	1,787	2,056	1,890
Other/Misc Calls for Service						
911	911 - Investigate 911 Hangup	454	663	738	768	819
ADM	ADM - Administrative Detail	238	179	141	102	148
AFA	AFA - Assist Fire Agency	828	927	1,118	996	991
ALA	ALA - Alarm Sounding	1,770	1,906	1,977	1,565	1,646
AMA	AMA - Assist Medical Agency	4,437	4,998	5,204	5,284	5,822
ANC	ANC - Animal Complaint	711	841	821	601	643
AOA	AOA - Assist Other Agency	415	419	438	400	417
AST	AST - Assist Citizen	1,192	1,449	1,332	1,134	1,176
ATL	ATL - Attempt to Locate	0	0	0	0	0
CIV	CIV - Civil Problem	304	239	284	315	378
COD	COD - Code Enforcement	67	57	73	91	66
DOA	DOA - Death Investigation	55	64	65	86	76
PIC	EDP/PIC - Person In Crisis	227	277	333	250	295
INV	INV - Investigate	740	793	716	579	677
JUV	JUV - Juvenile Incidents	335	209	227	259	251
LOC	LOC - Lockout	56	56	55	34	33
LOS	LOS - Lost Property	50	48	46	49	45
MSP	MSP - Missing Person, Juvenile	180	140	140	136	154
PCN	PCN - Previous Case Follow-Up	672	718	817	788	809
POR	POR - Predatory Offender Reg	29	1	0	0	0
PPV	PPV - Police Proactive Visit	969	891	794	1,037	1,336
RPR	RPR - Recovered Property	276	266	325	367	337
SHF	SHF - Shots Fired	52	55	53	102	77
WAR	WAR - Warrant	204	293	226	123	116
WEL	WEL - Welfare Check	808	832	911	780	823
WPN	WPN - Weapon	26	32	35	32	26
	Misc/Other not listed above	802	766	791	347	495
	Total Calls (includes items not listed above)	33,678	35,383	35,420	30,470	31,396





RCSO Patrol Unit 2021 Calls for Service Summary Report

Calls for Service information

Ramsey County Sheriff's Office Public Safety Services Division

Patrol Unit Calls for Service - Year to Date 01-01-2021 to 12-31-2021

Call Description	AH	FH	LC	NO	SV	VH	WBT	7-CC
911 - Investigate 911 Hangup	123	44	152	40	230	137	93	819
ABV - Abandoned Vehicle	10	9	22	1	37	29	13	121
ADM - Administrative Detail	89	5	12	5	21	11	5	148
AFA - Assist Fire Agency	158	49	159	55	295	167	108	991
AHR - Accident Hit and Run	27	11	32	5	39	46	13	173
ALA - Alarm Sounding	266	57	331	141	368	326	157	1,646
AMA - Assist Medical Agency	834	303	1,061	461	1,599	1,030	534	5,822
ANC - Animal Complaint	86	21	83	45	207	92	109	643
AOA - Assist Other Agency	82	12	93	6	100	81	43	417
APD - Accident Property Damage	129	38	101	16	180	105	55	624
ARS - Arson Investigation	0	0	1	1	0	1	0	3
ASS - Assault	7	2	40	1	19	30	11	110
AST - Assist Citizen	195	46	332	30	292	195	86	1,176
ATL - Attempt to Locate	0	0	0	0	0	0	0	0
AWI - Accident With Injuries	34	6	37	2	48	32	14	173
BOB - Bomb Threat	0	0	0	0	0	0	0	0
BRG - Burglary	16	13	53	4	41	24	14	165
CAB - Child Abuse	0	1	1	0	2	2	0	6
CDP - Criminal Damage Property	27	25	118	11	76	75	48	380
CIV - Civil Problem	40	8	112	12	111	66	29	378
CMT - County Maintenance	0	0	1	0	0	0	0	1
COD - Code Enforcement	10	4	22	9	1	7	13	66
Community Outreach Event	4	2	6	9	13	6	20	60
CSC - Criminal Sexual Conduct	12	0	18	0	13	11	10	64
DGC - Dangerous Condition	115	78	74	34	177	79	71	628
DIS - Dispute Disagreement	33	26	100	7	127	77	32	402
DKD - Drunk Driver	21	13	46	6	35	33	12	166
DKP - Drunk Person	3	0	16	1	13	10	3	46
DOA - Death Investigation	9	2	18	8	26	8	5	76
DOC - Disorderly Conduct	107	75	313	33	239	296	76	1,139
DOM - Domestic Fam Relationship	18	12	80	3	48	45	25	231
DSB - Disturbance Noise Complaint	43	30	174	16	123	84	35	505
EDP/PIC - Person In Crisis	29	9	73	7	96	49	32	295
FGT - Fight	1	0	9	0	2	3	3	18
FRD - Fraud or Forgery	48	21	95	35	164	95	80	538
FWK - Fireworks	8	4	25	4	25	19	6	91
GRF - Graffiti	6	1	3	1	5	0	1	17
HRI - Hit & Run Acc w/Injuries	3	1	1	0	1	0	0	6
HRS - Harassment Report	36	11	99	16	99	75	30	366
INV - Investigate	129	34	171	15	160	126	42	677
JUV - Juvenile Incidents	9	9	62	12	89	43	27	251
LOC - Lockout	5	5	2	0	10	6	5	33
LOS - Lost Property	5	4	10	0	11	11	4	45
MSP - Missing Person, Juvenile	14	4	28	9	64	18	17	154
MTG - Meeting Officer Assigned	0	0	0	12	0	0	1	13
MUR - Murder / Homicide	0	0	0	0	0	0	0	0
MVT - Motor Vehicle Theft	20	15	60	2	41	56	14	208
NAR - Narcotics	16	2	33	4	28	26	6	115
ODE - Off Duty Employment	16	1	27	4	75	68	103	294
PCN - Previous Case Follow-Up	170	29	245	10	152	140	63	809
PLR - Prowler	1	0	2	0	3	0	0	6
POR - Predatory Offender Reg	0	0	0	0	0	0	0	0
PPV - Police Proactive Visit	115	74	217	106	437	269	118	1,336
PRK - Parking Complaint	52	220	88	21	187	51	31	650
RCIV - Civil Div Paper Serve	0	0	2	1	1	1	2	7
ROB - Robbery	0	1	11	0	4	0	0	16
RPR - Recovered Property	46	24	77	14	77	71	28	337
SHF - Shots Fired	5	3	24	2	19	13	11	77
SHP - Shoplifter	0	0	4	0	1	96	0	101
SIP - Suicide in Progress	4	3	14	1	14	17	14	67
SOL - Solicitor	7	1	0	9	12	5	1	35
SUS - Suspicious Activity	214	117	336	83	521	396	223	1,890
THA - Theft From Auto	82	45	169	8	199	176	68	747
THF - Theft	71	36	129	11	130	246	54	677
TRF - Traffic Stop	506	161	683	211	828	613	167	3,169
TRP - Transport	1	0	4	0	1	0	0	6
VIC - Vice Prostitution	0	0	0	0	0	0	0	0
VOP - Prot Order Violation	5	6	38	0	54	29	22	154
WAR - Warrant	17	6	26	2	26	33	6	116
WEL - Welfare Check	75	48	185	21	240	166	88	823
WPN - Weapon	1	1	6	0	3	11	4	26
WTR - Water Patrol Response	3	0	4	1	2	0	4	14
Misc - unmarked	14	1	7	1	7	3	0	33
Total Records	4,232	1,789	6,577	1,585	8,268	6,036	2,909	31,396

This chart lists most Call for Service (CFS) categories tracked in the Ramsey County Sheriff's Office Record Management System in the left hand column.

The number of calls responded to by the RCSO Patrol Unit in each contract community Year to Date in 2021 for the CFS category are in the columns to the right of the description.

Time Period this Chart:
Year to Date
01/01/2021 - 12/31/2021

Color Code:

Crimes* against Persons Calls

Crimes* against Property Calls

Traffic Related Calls

Quality of Life Calls

*NOTE: Calls for Service (CFS) are issues responded to by deputies initiated by citizens via 9-1-1 or deputy initiation while on patrol. CFS are not 'crimes' until so determined after investigation of the incident.

The following pages present a summary of the CFS data contained in this chart.

The Calls for Service responded to by the Patrol Unit are summarized for each city and for the Contract Communities Group as a whole.

Top Ten