

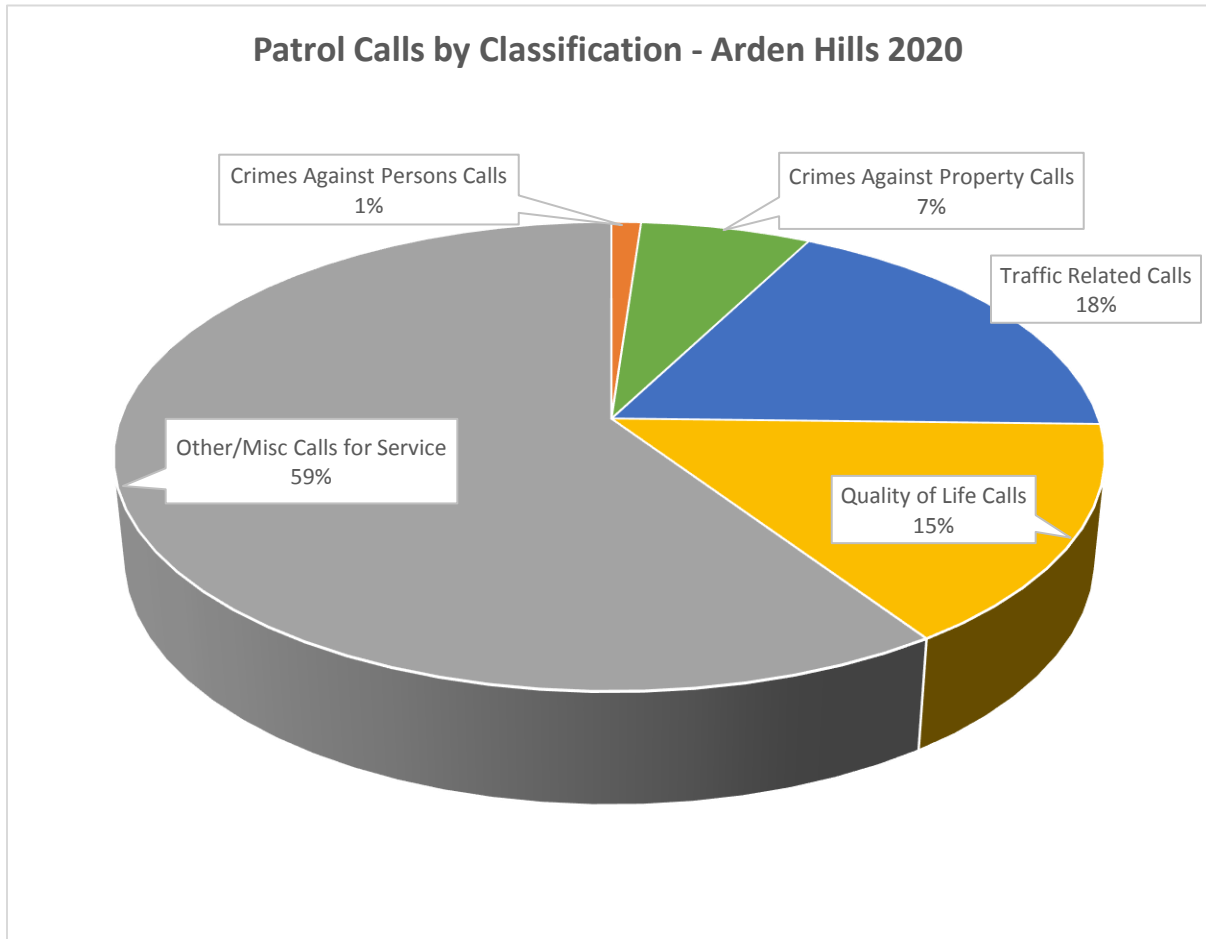
Sheriff's Office Patrol Calls for Service Summary Report – 2020 Arden Hills

Calls for Service (CFS) are issues responded to by deputies, initiated by citizens via 9-1-1 or deputy initiation while on patrol. CFS are not 'crimes' until so determined after investigation of the incident.

Calls for Service have five descriptive classifications.

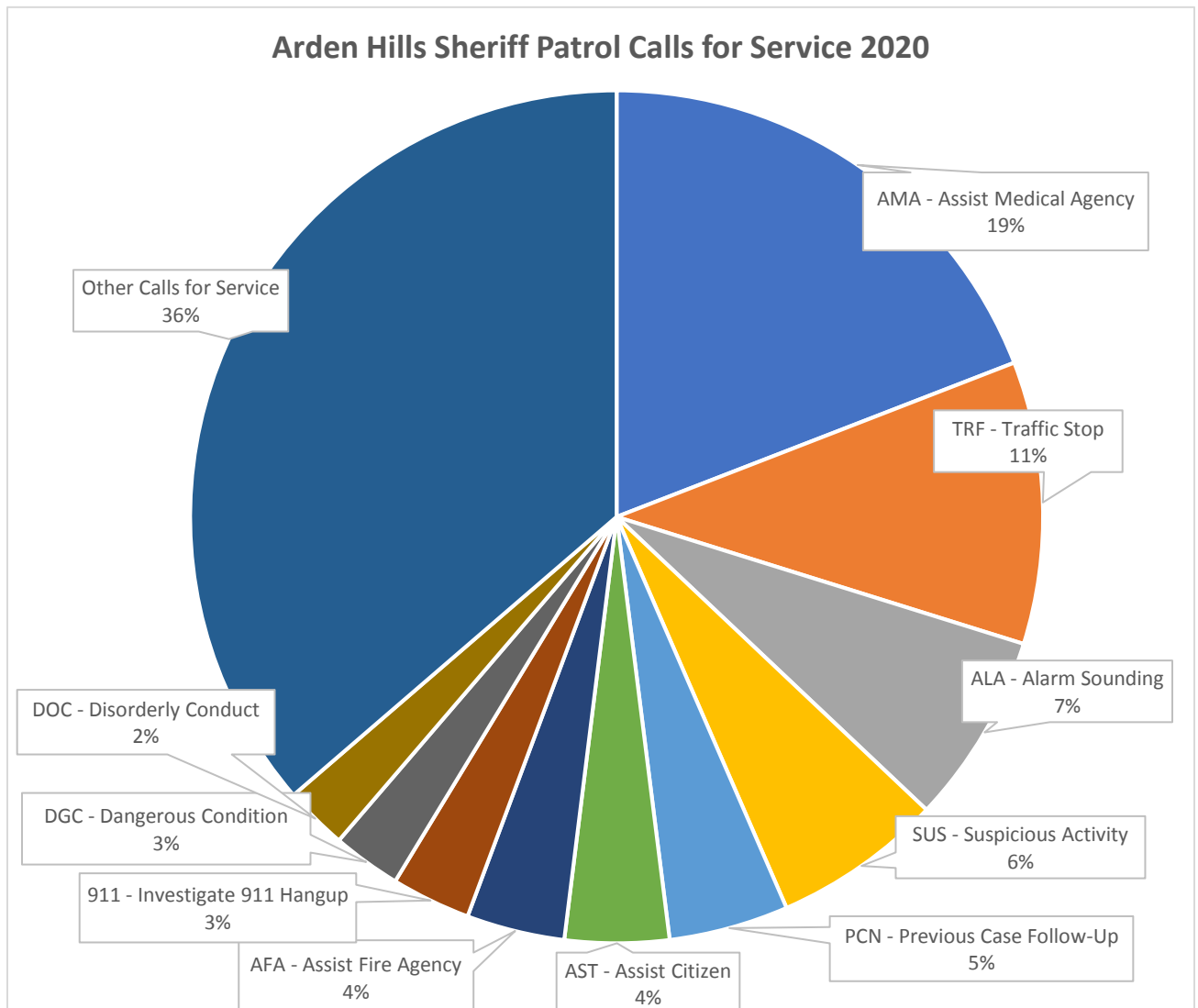
- **Crimes Against Persons Calls** involve bodily harm, the threat of bodily harm, or other actions committed against the will of an individual.
- **Crimes Against Property Calls** involve when property belonging to another is taken without that person's consent.
- **Traffic Related Calls** are those that involve the operation of motor vehicles.
- **Quality of Life Calls** involve situations and acts of physical disorder, damage to property or disruption of community life.
- **Other/Miscellaneous Calls** are those requests that don't meet the other four descriptions. Such as assisting medical calls, fire agencies, and alarm calls.

Calls by Classification - Arden Hills	2016	2017	2018	2019	2020
Crimes Against Persons Calls	36	48	71	63	44
Crimes Against Property Calls	229	237	269	203	254
Traffic Related Calls	1,381	1,547	1,651	1,602	698
Quality of Life Calls	669	842	878	674	599
Other/Misc Calls for Service	2,098	2,478	2,462	2,711	2,329
Total Calls	4,413	5,152	5,331	5,253	3,924



Sheriff's Office Patrol Calls for Service Summary Report – 2020 Arden Hills

Top 10 Arden Hills Calls for Service		2016	2017	2018	2019	2020	% of Total
1	AMA - Assist Medical Agency	610	689	770	798	750	15.19%
2	TRF - Traffic Stop	891	1,042	1,181	1,082	420	10.70%
3	ALA - Alarm Sounding	247	257	280	334	284	6.36%
4	SUS - Suspicious Activity	231	252	193	219	252	4.17%
5	PCN - Previous Case Follow-Up	93	122	135	182	178	3.46%
6	AST - Assist Citizen	179	179	186	206	155	3.92%
7	AFA - Assist Fire Agency	151	124	134	183	146	3.48%
8	911 - Investigate 911 Hangup	100	104	122	171	118	3.26%
9	DGC - Dangerous Condition	123	147	159	179	102	3.41%
10	DOC - Disorderly Conduct	74	87	93	108	94	2.06%
Other Calls for Service		1,714	2,149	2,078	1,791	1,425	34.09%
Total Calls for Service		4,413	5,152	5,331	5,253	3,924	



Sheriff's Office Patrol Calls for Service Summary Report – 2020 Arden Hills

Chart of Calls for Service detail by call type/description during the years 2016 to 2020:

“top ten”

Code	Call Description	2016	2017	2018	2019	2020
Crimes Against Persons Calls						
ASS	ASS - Assault	10	12	25	21	13
CAB	CAB - Child Abuse	4	3	0	1	1
CSC	CSC - Criminal Sexual Conduct	1	9	17	11	5
DOM	DOM - Domestic Assault	16	15	14	18	16
MUR	MUR - Murder / Homicide	0	0	0	0	0
ROB	ROB - Robbery	3	3	3	2	1
VOP	VOP - Prot Order Violation	2	6	12	10	8
Crimes Against Property Calls						
ARS	ARS - Arson	0	0	1	1	0
BRG	BRG - Burglary	19	19	19	20	28
FRD	FRD - Fraud or Forgery	77	82	73	62	63
MVT	MVT - Motor Vehicle Theft	4	13	18	6	19
SHP	SHP - Shoplifter	3	3	3	2	1
THA	THA - Theft from Auto	48	35	71	33	72
THF	THF - Theft	78	85	84	79	71
Traffic Related Calls						
ABV	ABV - Abandoned Vehicle	14	9	9	9	12
AHR	AHR - Accident Hit and Run	39	42	25	40	24
APD	APD - Accident Property Damage	218	223	208	214	90
AWI	AWI - Accident with Injuries	60	50	47	46	29
DGC	DGC - Dangerous Condition	123	147	159	179	102
DKD	DKD - Drunk Driver	36	34	22	32	21
HRI	HRI - Hit & Run Acc w/Injuries	0	0	0	0	0
TRF	TRF - Traffic Stop	891	1,042	1,181	1,082	420
Quality of Life Calls						
CDP	Criminal Damage to Property	25	22	35	25	37
DIS	DIS - Dispute Disagreement	31	41	42	40	21
DKP	DKP - Drunk Person	14	14	9	4	4
DOC	DOC - Disorderly Conduct	74	87	93	108	94
DSB	DSB - Disturbance Noise Complaint	26	30	39	26	33
FGT	FGT - Fight	5	1	8	6	3
FWK	FWK - Fireworks	10	8	3	8	10
GRF	GRF - Graffiti	2	1	0	1	1
HRS	HRS - Harrasment Report	36	36	39	34	39
NAR	NAR - Narcotics	15	23	14	22	12
PLR	PLR - Prowler	3	0	0	1	0
PRK	PRK - Parking Complaint	194	325	401	176	88
SOL	SOL - Solicitor	3	2	2	4	5
SUS	SUS - Suspicious Activity	231	252	193	219	252

Sheriff's Office Patrol Calls for Service Summary Report – 2020 Arden Hills

Other/Misc Calls for Service						
911	911 - Investigate 911 Hangup	100	104	122	171	118
ADM	ADM - Administrative Detail	70	113	76	51	51
AFA	AFA - Assist Fire Agency	151	124	134	183	146
ALA	ALA - Alarm Sounding	247	257	280	334	284
AMA	AMA - Assist Medical Agency	610	689	770	798	750
ANC	ANC - Animal Complaint	58	89	114	103	71
AOA	AOA - Assist Other Agency	66	62	67	72	65
AST	AST - Assist Citizen	179	179	186	206	155
ATL	ATL - Attempt to Locate	0	0	0	0	0
CIV	CIV - Civil Problem	26	32	26	27	45
COD	COD - Code Enforcement	10	8	6	9	10
DOA	DOA - Death Investigation	7	10	12	8	10
PIC	EDP/PIC - Person In Crisis	14	36	33	32	29
INV	INV - Investigate	73	114	124	115	62
JUV	JUV - Juvenile Incidents	31	38	15	16	28
LOC	LOC - Lockout	7	9	4	6	4
LOS	LOS - Lost Property	4	7	6	14	9
MSP	MSP - Missing Person, Juvenile	8	20	8	16	11
PCN	PCN - Previous Case Follow-Up	93	122	135	182	178
POR	POR - Predatory Offender Reg	1	2	0	0	0
PPV	PPV - Police Proactive Visit	130	109	120	91	77
RPR	RPR - Recovered Property	52	47	59	59	63
SHF	SHF - Shots Fired	4	6	1	4	12
WAR	WAR - Warrant	24	27	32	19	13
WEL	WEL - Welfare Check	76	111	84	95	75
WPN	WPN - Weapon	6	3	4	2	5
	Misc/Other not listed above	51	160	44	98	58
	Total Calls (includes items not listed above)	4,413	5,152	5,331	5,253	3,924

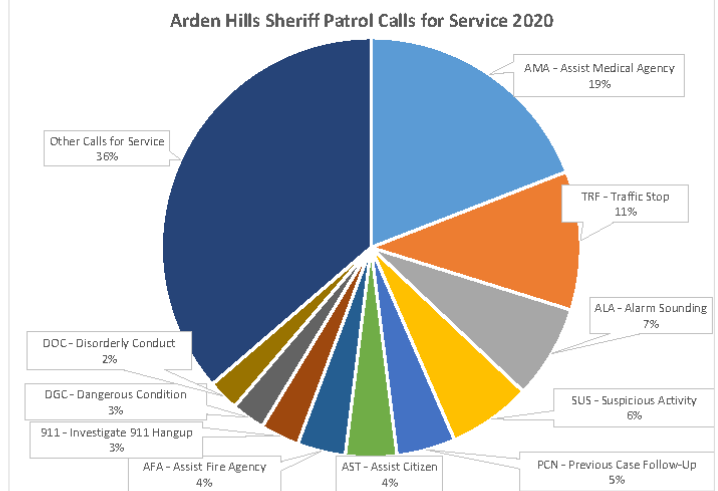
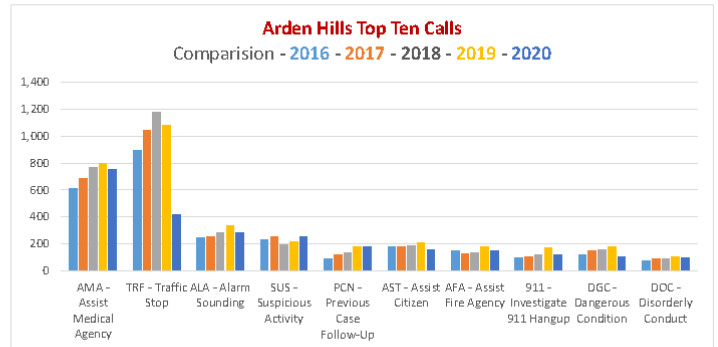
Total Calls for Service - Contract Cities	2016	2017	2018	2019	2020	Diff 19-20	% Change
Arden Hills	4,413	5,152	5,331	5,253	3,924	-1,329	-33.87%
Falcon Heights *(Gem Lake 16-17)	405	307	2,863	2,340	1,775	-565	-31.83%
Little Canada	7,011	7,289	6,776	7,086	6,314	-772	-12.23%
North Oaks	1,906	1,636	1,831	1,856	1,673	-183	-10.94%
Shoreview	8,533	8,839	8,895	9,150	8,110	-1,040	-12.82%
Vadnais Heights	6,178	6,618	6,141	6,408	5,659	-749	-13.24%
White Bear Township	3,792	3,837	3,546	3,327	3,015	-312	-10.35%
Total Calls Contract Cities	32,238	33,678	35,383	35,420	30,470	-4,950	-16.25%
% change		4.28%	4.82%	0.10%	-16.25%		

Sheriff's Office Patrol Calls for Service Summary Report – 2020 Arden Hills

Calls for Service Information – Ramsey County Sheriff's Patrol 2020 – City of Arden Hills

Code	Call Description	2016	2017	2018	2019	2020
Crimes Against Persons Calls						
ASS	ASS - Assault	10	12	25	21	13
CAB	CAB - Child Abuse	4	3	0	1	1
CSC	CSC - Criminal Sexual Conduct	1	9	17	11	5
DOM	DOM - Domestic Assault	16	15	14	18	16
MUR	MUR - Murder / Homicide	0	0	0	0	0
ROB	ROB - Robbery	3	3	3	2	1
VOP	VOP - Prot Order Violation	2	6	12	10	8
Crimes Against Property Calls						
ARS	ARS - Arson	0	0	1	1	0
BRG	BRG - Burglary	19	19	19	20	28
FRD	FRD - Fraud or Forgery	77	82	73	62	63
MVT	MVT - Motor Vehicle Theft	4	13	18	6	19
SHF	SHF - Shoplifter	3	3	3	2	1
THA	THA - Theft from Auto	48	35	71	33	72
THF	THF - Theft	78	85	84	79	71
Traffic Related Calls						
ABV	ABV - Abandoned Vehicle	14	9	9	9	12
AHR	AHR - Accident Hit and Run	39	42	25	40	24
APD	APD - Accident Property Damage	218	223	208	214	90
AWI	AWI - Accident with Injuries	60	50	47	46	29
DGC	DGC - Dangerous Condition	123	147	159	179	102
DKD	DKD - Drunk Driver	36	34	22	32	21
HRI	HRI - Hit & Run Acc w/Injuries	0	0	0	0	0
TRF	TRF - Traffic Stop	891	1,042	1,181	1,082	420
Quality of Life Calls						
CDP	Criminal Damage to Property	25	22	35	25	37
DIS	DIS - Dispute Disagreement	31	41	42	40	21
DKP	DKP - Drunk Person	14	14	9	4	4
DOC	DOC - Disorderly Conduct	74	87	93	108	94
DSB	DSB - Disturbance Noise Complaint	26	30	39	26	33
FGT	FGT - Fight	5	1	8	6	3
FWK	FWK - Fireworks	10	8	3	8	10
GRF	GRF - Graffiti	2	1	0	1	1
HRS	HRS - Harassment Report	36	36	39	34	39
NAR	NAR - Narcotics	15	23	14	22	12
PLR	PLR - Prowler	3	0	0	1	0
PRK	PRK - Parking Complaint	194	325	401	176	88
SOL	SOL - Solicitor	3	2	2	4	5
SUS	SUS - Suspicious Activity	231	252	193	219	252
Other/Misc Calls for Service						
911	911 - Investigate 911 Hangup	100	104	122	171	118
ADM	ADM - Administrative Detail	70	113	76	51	51
AFA	AFA - Assist Fire Agency	151	124	134	183	146
ALA	ALA - Alarm Sounding	247	257	280	334	284
AMA	AMA - Assist Medical Agency	610	689	770	798	750
ANC	ANC - Animal Complaint	58	89	114	103	71
AQA	AQA - Assist Other Agency	66	62	67	72	65
AST	AST - Assist Citizen	179	179	186	206	155
ATL	ATL - Attempt to Locate	0	0	0	0	0
CIV	CIV - Civil Problem	26	32	26	27	45
COD	COD - Code Enforcement	10	8	6	9	10
DOA	DOA - Death Investigation	7	10	12	8	10
PIC	EDP/PIC - Person In Crisis	14	36	33	32	29
INV	INV - Investigate	73	114	124	115	62
JUV	JUV - Juvenile Incidents	31	38	15	16	28
LOC	LOC - Lockout	7	9	4	6	4
LOS	LOS - Lost Property	4	7	6	14	9
MSP	MSP - Missing Person, Juvenile	8	20	8	16	11
PCN	PCN - Previous Case Follow-Up	93	122	135	182	178
POR	POR - Predatory Offender Reg	1	2	0	0	0
PPV	PPV - Police Proactive Visit	130	109	120	91	77
RPR	RPR - Recovered Property	52	47	59	59	63
SHF	SHF - Shots Fired	4	6	1	4	12
WAR	WAR - Warrant	24	27	32	19	13
WEL	WEL - Welfare Check	76	111	84	95	75
WPN	WPN - Weapon	6	3	4	2	5
	Misc/Other not listed above	51	160	44	98	58
	Total Calls (includes items not listed above)	4,413	5,152	5,331	5,253	3,924

Top 10 Arden Hills Calls for Service		2016	2017	2018	2019	2020	% of Total
1	AMA - Assist Medical Agency	610	689	770	798	750	15.19%
2	TRF - Traffic Stop	891	1,042	1,181	1,082	420	10.70%
3	ALA - Alarm Sounding	247	257	280	334	284	6.36%
4	SUS - Suspicious Activity	231	252	193	219	252	4.17%
5	PCN - Previous Case Follow-Up	93	122	135	182	178	3.46%
6	AST - Assist Citizen	179	179	186	206	155	3.92%
7	AFA - Assist Fire Agency	151	124	134	183	146	3.48%
8	911 - Investigate 911 Hangup	100	104	122	171	118	3.26%
9	DGC - Dangerous Condition	123	147	159	179	102	3.41%
10	DOC - Disorderly Conduct	74	87	93	108	94	2.06%
Other Calls for Service		1,714	2,149	2,078	1,791	1,425	34.09%
Total Calls for Service		4,413	5,152	5,331	5,253	3,924	



Calls for Service are incidents responded to by deputies. Calls are often initiated by citizens via 9-1-1 or deputy initiation while on patrol. Calls for Service are not 'crimes' until so determined after investigation of the incident.

In this list the Calls divided into five descriptive classifications.

Crimes Against Persons Calls involve bodily harm, the threat of bodily harm, or other actions committed against the will of an individual.

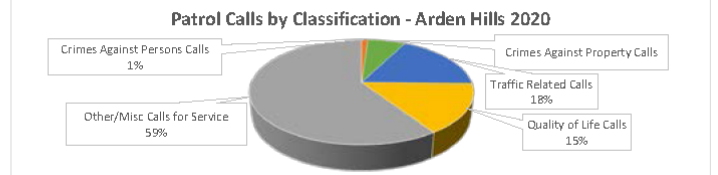
Crimes Against Property Calls involve when property belonging to another is taken without that person's consent.

Traffic Related Calls are those that involve the operation of motor vehicles.

Quality of Life Calls involve situations and acts of physical disorder, damage to property or disruption of community life.

Other/Miscellaneous Calls are those requests that don't meet the other four descriptions. Such as assisting medical calls, fire agencies, and alarm calls.

Calls by Classification - Arden Hills		2016	2017	2018	2019	2020
Crimes Against Persons Calls		36	48	71	63	44
Crimes Against Property Calls		229	237	269	203	254
Traffic Related Calls		1,381	1,547	1,651	1,602	698
Quality of Life Calls		669	842	878	674	599
Other/Misc. Calls for Service		2,098	2,478	2,462	2,711	2,329
Total Calls		4,413	5,152	5,331	5,253	3,924



Sheriff's Office Patrol Calls for Service Summary Report – 2020 Arden Hills

Calls for Service Ramsey County Sheriff's Office Patrol Unit – 2020 Arden Hills

Code	Call Description	Rank	YTD-2020	Jan	Feb	Mar	Apr	May	Jun	Jul	Aug	Sep	Oct	Nov	Dec
911	911 - Investigate 911 Hangup	8	118	5	13	16	7	15	8	12	8	8	6	12	8
ABV	ABV - Abandoned Vehicle		12	1	1		1		1	3	2			1	2
ADM	ADM - Administrative Detail		51	1	1	2	4	8	18	1	2	7	2	3	2
AFA	AFA - Assist Fire Agency	7	146	10	10	6	10	20	10	16	19	12	14	9	10
AHR	AHR - Accident Hit and Run		24	4	2	3		1	2		3	2	4		3
ALA	ALA - Alarm Sounding	3	284	14	25	16	18	26	29	23	30	30	33	26	21
AMA	AMA - Assist Medical Agency	1	750	69	51	67	36	49	65	54	78	76	88	65	52
ANC	ANC - Animal Complaint		71	2	6	14	9	6	3	8	3	3	5	2	10
AOA	AOA - Assist Other Agency		65	4	5	4	4	5	3	9	7	9	5	4	6
APD	APD - Accident Property Damage		90	10	15	4	2	6	12	8	3	8	12	5	5
ARS	ARS - Arson Investigation		0												
ASS	ASS - Assault		13	3	1			1	2		1	1	1	1	2
AST	AST - Assist Citizen	6	155	16	9	13	2	15	27	7	14	13	14	9	16
ATL	ATL - Attempt to Locate		0												
AWI	AWI - Accident With Injuries		29	1	2	1	2		3	1	4	7	4	1	3
BOM	BOM - Bomb Threat		0												
BOM	BOM - Bomb Threat		0												
BRG	BRG - Burglary		28		2	1			6	2	8	3	3		3
CAB	CAB - Child Abuse		1										1		
CDP	CDP - Criminal Damage Property		37	2	3	1	2	3	5	5	3	3	2	5	3
CIV	CIV - Civil Problem		45	4	5	2	3	5	6		1	2	4	7	6
CMT	CMT - County Maintenance		0												
COD	COD - Code Enforcement		10				1			3		1	2	2	1
COE	Community Outreach Event		4					1			1				2
CSC	CSC - Criminal Sexual Conduct		5		1					1	1	2			
DGC	DGC - Dangerous Condition	9	102	8	9	2	5	10	15	12	13	12	4	6	6
DIS	DIS - Dispute Disagreement		21		2	1		2	4		2	1	2	5	2
DKD	DKD - Drunk Driver		21	1	1	2		2	5	2	1	3	1		3
DKP	DKP - Drunk Person		4		1	1		1			1				
DOA	DOA - Death Investigation		10	2		1	1	1		2	1		1		1
DOC	DOC - Disorderly Conduct	10	94	5	2	3	10	8	10	10	13	15	4	8	6
DOM	DOM - Domestic Fam Relationship		16	1	1	3			1		2	2	2	2	2
DSB	DSB - Disturbance Noise Complaint		33	1	2	2	5	4	2	3	2	4	1	4	3
EDP	EDP/PIC - Person In Crisis		29	3	2	2	2	3	1	1	1	3	5	1	5
FGT	FGT - Fight		3					1		1		1			
FRD	FRD - Fraud or Forgery		63	2	7	5	7	10	5	7	4	4	5	2	5
FWK	FWK - Fireworks		10			1			5	2	1	1			
GRF	GRF - Graffiti		1					1							
HRI	HRI - Hit & Run Acc w/Injuries		0												
HRS	HRS - Harassment Report		39	4	5	1	7	3	2	2	4	1	6	1	3
INV	INV - Investigate		62	1	1	3	7	3	12	6	7	6	4	2	10
JUV	JUV - Juvenile Incidents		28	2	2	3	2	3	4	1	3	2	6		
LOC	LOC - Lockout		4		1	1				1					1
LOS	LOS - Lost Property		9					2	3			2		1	1
MSP	MSP - Missing Person, Juvenile		11	2	2			1	2	1	2	1			
MTG	MTG - Meeting Officer Assigned		0												
MUR	MUR - Murder / Homicide		0												
MVT	MVT - Motor Vehicle Theft		19	1	1	3		1	2	1	1	1	1	3	4
NAR	NAR - Narcotics		12		3	1	2		1	1		1	1	2	
ODE	ODE - Off Duty Employment		38	16	8	3	1					4	6		
PCN	PCN - Previous Case Follow-Up	5	178	17	11	12	13	8	16	15	17	19	14	18	18
PLR	PLR - Prowler		0												
POR	POR - Predatory Offender Reg		0												
PPV	PPV - Police Proactive Visit		77	6	3	8	20	10	10	5	4	5	1		5
PRK	PRK - Parking Complaint		88	13	11	10	4	5	6	12	6	2	1	6	12
RCIV	RCIV - Civil Div Paper Serve		0												
ROB	ROB - Robbery		1											1	
RPR	RPR - Recovered Property		63	2	5	5	2	5	8	9	8	3	3	7	6
SHF	SHF - Shots Fired		12					1	5	2	1		2	1	
SHP	SHP - Shoplifter		0												
SIP	SIP - Suicide in Progress		6	1	1	1				1				2	
SOL	SOL - Solicitor		5						1	2	1			1	
SUS	SUS - Suspicious Activity	4	252	14	9	28	17	29	45	14	23	26	17	23	7
THA	THA - Theft From Auto		72	3	10	4	8	2	1	4	10	2	7	14	7
THF	THF - Theft		71	4	2	7		7	7	7	5	6	10	9	7
TRF	TRF - Traffic Stop	2	420	70	82	37	17	18	22	29	26	43	19	19	38
TRP	TRP - Transport		5	1	1	1						2			
VIC	VIC - Vice Prostitution		0												
VOP	VOP - Prot Order Violation		8	1		1				2	1	2	1		
WAR	WAR - Warrant		13	2	1	2		1	1	1		1	1	3	
WEL	WEL - Welfare Check		75	7	5	6	7	5	10	12	4	4	9	2	4
WPN	WPN - Weapon		5			1	1	1		1		1			
WTR	WTR - Water Patrol Response		0												
	Misc - unmarked		6						2		1			1	2
	Total Records		3924	336	343	311	239	309	408	322	346	367	334	296	313

Color Code
Person
Property
Traffic
Quality
Top 10

This chart lists most Call for Service (CFS) categories tracked in the Ramsey County Sheriff's Office Record Management System in the left hand column.

The number of calls responded to by the RCSO Patrol Unit in each month in 2020 for the CFS category are in the columns to the right of the description.

Time Period this Chart:
Year to Date
01/01/2020 - 12/31/2020

Color Code:
Crimes* against Persons Calls
Crimes* against Property Calls
Traffic Related Calls
Quality of Life Calls

*NOTE: Calls for Service (CFS) are issues responded to by deputies initiated by citizens via 9-1-1 or deputy initiation while on patrol. CFS are not 'crimes' until so determined after investigation of the incident.